# **Montagevejledning: Persienne** 50 mm
# Installation manual: Venetian Blind 50 mm
# Montagehandleiding: Jaloezie 50 mm

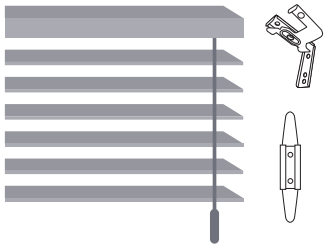

x 2-3

x 1

**DA/NO/SE:** Bemærk: Der medfølger ikke skruer til montering, da forskellige underlag kræver forskellige skruer.
**ENG:** Notice: Screws for mounting are not included, as different materials requires different screws.
**NL:** Opmerking: Er worden geen schroeven meegeleverd voor montage, omdat verschillende ondergronden verschillende schroeven vereisen




## 1

**DK/NO/SE:** Montér vedlagte beslag i væg eller loft. **EN:** Fit enclosed brackets in wall or ceiling. **NL:** Monteer de meegeleverde beugels aan de muur of het plafond.

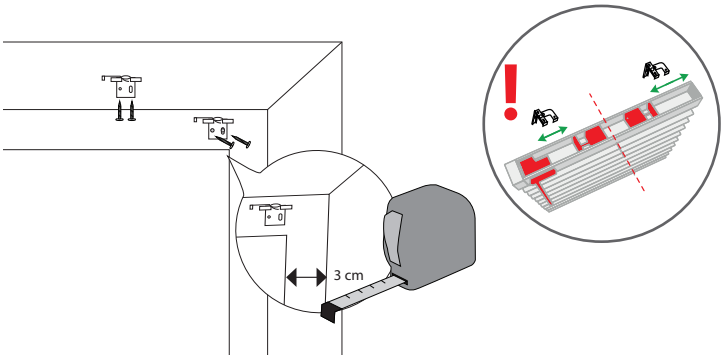


## 2

**DK/NO/SE:** Fastgør wiren i siden. **EN:** Assemble side wire. **NL:** Bevestig de draad aan de zijkant.

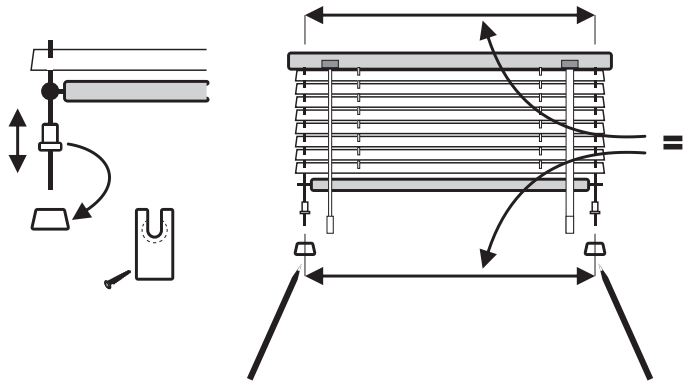

## 3

**DK/NO/SE:** Sæt listen på beslaget og lås.
**EN:** Fit the top list on to the bracket and lock it tight.
**NL:** Plaats de lijst op de beugel en vergrendel

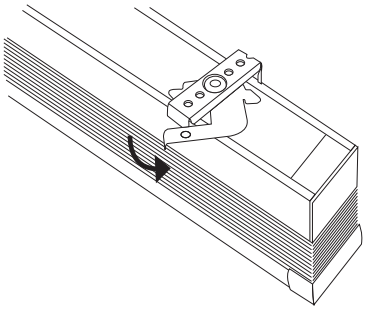

## 4

**DK/NO/SE:** Afmonter: Skub beslaget tilbage for at fjerne listen fra beslaget. **EN:** Removing: Push the bracket back in order to remove the list from the bracket. **NL:** Demontage: Schuif de beugel terug om de lijst van de beugel te verwijderen.

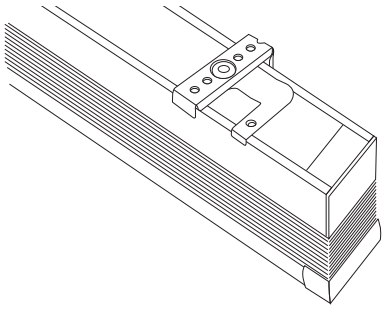

## !

**DK/NO/SE:** Montering af sikkerhedsanordning
**EN:** Installation of Child Safe device
**NL:** Montage van veiligheidsvoorziening

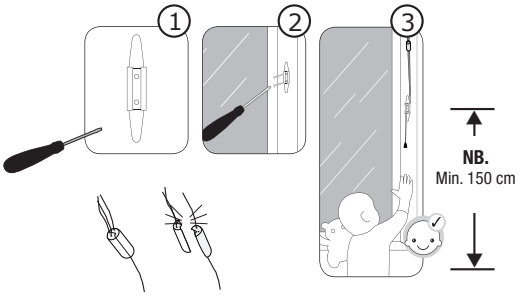


## !

**DK/NO/SE:** Rengøring/vedligehold
**EN:** Cleaning / Maintenance
**NL:** Reiniging/onderhoud